


Helical bevel Gear Reducers

Features




The technological content of B-Series gear reducers allows for an **extraordinary performance/lifespan ratio**. These highly versatile gear units are successfully used in a vast number of industrial and civil applications. B-Series units offer **excellent value for money** and **output torque/weight ratio**, especially considering that they need very limited servicing. The units are available in cast iron (sizes 063 to 163) or aluminium (sizes A42 to A73) casing.



B-PB

Fitted for motor coupling
- Coupling with flexible coupling



CB

With compact motor



IB

With input shaft

CAST IRON

Sizes:

060-080-100-125-140-150-160

- Casing with feet FC, flange SC and universal UC
- Gearing 3 reduction stages
- Gleason spiral bevel gear pairs with run-in profile, mounted as second reduction stage for a higher resistance
- High-strength casings optimized with FEM analysis and input and output flanges of grey cast-iron G200 to ensure top level performances and high reliability
- Excellent mechanical strength
- Gears hardened and tempered with shaved or ground profile
- Load capacity calculated and verified according to ISO 6336 and AGMA 2001
- Painted with RAL 5010 blue epoxy-polyester powder according to DIN 1843
- ATEX versions available 2GD/3GD

ALUMINIUM

Sizes:

A40-A50-A70

- Universal casing
- Gearing with 2 and 3 reduction stages
- Hypoid bevel gears for size A40 and A50, gleason bevel gear pairs for size A70, all with run-in profile
- Casing in die-cast aluminium alloy
- Excellent mechanical strength while being and particularly lightweight
- Gears hardened and tempered with shaved or ground profile
- Load capacity calculated and verified according to ISO 6336 and AGMA 2001
- Painted with RAL 5010 blue epoxy-polyester powder according to DIN 1843
- ATEX version available 3GD



BA

Fitted for motor coupling



CBA


With compact motor



IBA


With input shaft

Range



	Ø [mm]	Output Torque M ₂ [Nm]	Ratio	
		Max	Min	Max
B063	35 - 40	600	5,71	157,42
B083	40 - 45	850	7,81	144,77
B103	50	1.800	8,13	165,25
B123	60	3.500	7,97	180,40
B143	70	5.000	10,84	187,24
B153	80 - 90	8.000	10,49	165,42
B163	100	13.000	8,89	154,83

- Power from 0,18 up to 90 kW with three phase 4 pole motors
- Reduction ratios between 5,71 and 187,24
- Torque max 13.000 Nm
- Admissible radial loads max 80.000 N



	Ø [mm]	Output Torque M ₂ [Nm]	Ratio	
		Max	Min	Max
BA40	20	120	7,62	78,17
BA50	25 - 28	220	7,91	342,65
BA70	30 - 35	450	8,36	442,76

- Power from 0,12 kW up to 4,8 kW with three phase 4 pole motors
- Reduction ratios between 7,62 and 442,76
- Torque max 450 Nm
- Admissible radial loads max 10.000 N




Accessories



TorqueArm



Available for the sizes:
063 - 083 - 103 - 123
A40 - A50 - A70



Available for the sizes:
143 - 153 - 163

ShrinkDisk



SolidOutputShaft



Single Output Shaft



Double Output Shaft


OtherAccessories

BackstopDevice
ProtectionCoverkit
ReinforcedOutput

OutputFlange

	FA	FB	FC	FD
B063	•	•	•	/
B083	•	•	•	/
B103	•	•	•	/
B123	•	•	•	/
B143	/	•	/	/
B153	/	•	•	/
B163	/	•	/	/
BA40	•	•	•	•
BA50	•	•	•	•
BA70	•	•	/	/

• Available
/ Not available



FA



FB - FC - FD

Versions



B... SC
Flange Mounting



B... FC
Foot Mounting



B... UC
Foot/Flange Mounting

Different versions are available with hollow output shafts and single/double solid output shafts.



BA.. 2 Stages
Foot/Flange Mounting



BA.. 3 Stages
Foot/Flange Mounting

Different versions are available with hollow output shafts.
Single/double solid output shafts are only available for the BA70.

WORLDWIDE

DP-B-EN/2015/REV.0



Subsidiaries

Germany

France

Spain

United Kingdom

Denmark

USA

China

India



Italy

Australia

Benelux

Bulgaria

China

Finland

France

India

Ireland

Israel

Lithuania

Malaysia

Netherlands

Poland

Portugal

South Korea

Spain

Sweden

Thailand

Turkey

United Kingdom

Ukraine

USA

www.motovario.com

